

Reflection From Free Surface of a Rotating Generalized Thermo-Piezoelectric Solid Half Space

B. Singh ^{1,*}, B. Singh ²

¹Department of Mathematics, Post Graduate Government College, Sector-11, Chandigarh, 160011, India

²Department of Applied Sciences, Rayat Bahra Institute of Engineering and Nano Technology, Hoshiarpur, 146001, Punjab, India

Received 6 September 2017; accepted 8 December 2017

ABSTRACT

The analysis of rotational effect on the characteristics of plane waves propagating in a half space of generalized thermo-piezoelectric medium is presented in context of linear theory of thermo-piezoelectricity including Coriolis and centrifugal forces. The governing equations for a rotating generalized thermo-piezoelectric medium are formulated and solved for plane wave solutions to show the propagation of three quasi plane waves in the medium. A problem on the reflection of these plane waves is considered from a thermally insulated/isothermal boundary of a rotating generalized thermo-piezoelectric solid half space. The expressions for reflection coefficients of three reflected waves are obtained in explicit form. For experimental data of LiNbO_3 and BaTiO_3 , the speeds of various plane waves are computed. The reflection coefficients of various reflected waves are also obtained numerically by using the data of BaTiO_3 . The dependence of speeds of plane waves and reflection coefficients of various reflected waves is shown graphically on the rotation parameter at each angle of incidence.

© 2018 IAU, Arak Branch. All rights reserved.

Keywords: Thermo-piezoelectric; Plane waves; Reflection; Rotation; Reflection coefficients.

1 INTRODUCTION

PIEZOELECTRICITY is the study of charge gathered in certain solids due to an applied mechanical force. Piezoelectric crystals produce electric field due to an applied mechanical force and vice-versa. Quartz, Rochelle Salt and Tourmaline are widely used natural occurring piezoelectric crystals. For example, Quartz crystals are used in the control of the frequency of oscillators and in the production of very selective filters. Rochelle salt is used in most of low-frequency transducer applications and Tourmaline is used for measuring hydrostatic pressures. Barium Titanate (BaTiO_3) is one of widely used piezoelectric ceramics. Due to linear coupling between mechanical and electrical fields in piezoelectric materials, the ceramics are used as transducers, actuators, sensors and filters. Voigt [41] established a linear theory of piezoelectricity. The general formulation of piezoelectricity was developed by Toupin [40]. The classical texts by Cady [7], Tiersten [39], Maugin [21], Ikeda [16], Yang [43] and Eringen and Maugin [13] are referred for detail on the linear theory of piezoelectricity. Wave phenomenon in piezoelectric media has its applications in generation and transmission of disturbances in electro-acoustic devices like transducers and resonators. Reflection and transmission of acoustic energy at a surface plays an important role in the fields of signal

*Corresponding author.

E-mail address: bsinghgc11@gmail.com (B.Singh).

processing, transduction and frequency control [5, 18, 29, 31]. The characteristics of reflected and refracted waves at such boundaries provide information regarding the resolution characteristics of acoustic transducers. The reflection and refraction of plane waves in piezoelectric anisotropic materials is an important topic of research for last four decades. See for example, Lothe and Barnett [20], Noorbehesht and Wade [25], Alshits *et al.* [3], Every and Neiman [14], Nayfeh and Chien [24], Alshits and Shuvalov [4], Zhang *et al.* [44], Shuvalov and Clezio [35], Clezio and Shuvalov [10], Burkov *et al.*, [6], Pang *et al.* [28], Chen *et al.*, [9], Darinskii *et al.* [11], Singh [37-38] and Kuang and Yuan [17].

Thermo-piezoelectric materials are being considered for use in the performance of existing aerospace structures. In general, the thermo-piezoelectric materials provide fast response times, good dynamic behavior, the capability to be used as either sensors or actuators, simple integration into a structure, low power requirement, a readily obtainable commercial supply and long familiarity through previous applications in transducers. Thermal effects greatly influence the performance of piezoelectric actuators and sensors, especially when they are required to operate in severe temperature environments. The governing equations of a thermo-piezoelectric material were derived by Mindlin [22-23]. Nowacki [26] established a uniqueness theorem for the solutions of differential equations of thermopiezoelectricity on the basis of energy balance. Chandrasekharaiah [8] obtained the governing equations of a temperature-rate-dependent thermopiezoelectricity theory which predicts a finite speed of propagation for thermal signals. Wave propagation phenomenon in thermo-piezoelectric materials is studied by Pal [27], Sharma and Kumar [33], Singh [36], Sharma and Walia [34], Abd-Alla and Alshaikh [1], Abd-Alla *et al.* [2] and Ponnusamy [30].

The objective of this paper is to study the wave propagation in a generalized thermo-piezoelectric medium. Problems on plane wave propagation and reflection phenomenon in this medium are not studied yet in literature. The present paper is organized as: In next section, the governing equations of a rotating generalized thermo-piezoelectric medium are formulated in context of generalized theories of thermoelasticity given by Lord and Shulman [19] and Green and Lindsay [15]. In section 3, the medium is assumed to be transversely isotropic with z-axis as the poling direction and the governing equations are obtained in x-z plane. These equations in x-z plane are solved for plane waves to show the propagation three plane waves in the medium. In section 4, a problem on the reflection of plane waves from thermally insulated as well as isothermal boundaries of a rotating generalized thermo piezoelectric solid half space is solved and the expressions for reflection coefficients of various reflected waves are obtained explicitly. In section 5, the numerical values of speeds of plane waves are obtained by using data of LiNbO₃ and BaTiO₃. The reflection coefficients of various reflected waves are also computed for material parameters of BaTiO₃. The speeds and reflection coefficients are depicted graphically to show the effect of rotation at each angle of an incident wave. The numerical results of speeds and reflection coefficients are discussed in detail with concluding remarks.

2 GOVERNING EQUATIONS

Following the theories of Lord and Shulman [19], Green and Lindsay [15] and Schoenberg [32], the governing equations of a rotating generalized thermo-piezoelectric medium in the absence of body force, free charge and inner heat source, are

$$\sigma_{ji,j} = \rho \left[\ddot{u}_i + \left(\bar{\Omega} \times (\bar{\Omega} \times \bar{u}) \right)_i + (2\bar{\Omega} \times \dot{\bar{u}})_i \right], \quad q_{i,i} = -T_0 \rho \dot{\eta}, \quad D_{i,i} = 0, \quad (1)$$

$$\sigma_{ij} = C_{ijkl} \varepsilon_{kl} - e_{kij} E_k - \gamma_{ij} (T + \tau_1 \dot{T}), \quad (2)$$

$$D_i = e_{ikl} \varepsilon_{kl} + p_{ik} E_k + d_i^* (T + \tau_1 \dot{T}), \quad (3)$$

$$q_i = K_{ij} T_{,j} + T_0 b_i \dot{T}, \quad (4)$$

$$\rho \eta = \gamma_{kl} (\varepsilon_{kl} + \tau_o \Delta \dot{\varepsilon}_{kl}) + d_k^* (E_k + \tau_o \Delta \dot{E}_k) + C' (T + \tau_o \dot{T}) - b_i T_{,i}, \quad (5)$$

$$e_{ij} = \frac{1}{2}(u_{i,j} + u_{j,i}), \quad E_i = -\phi_i. \quad (6)$$

In the above equations, a comma followed by a suffix denotes material derivative and a superposed dot denotes the derivative with respect to time. σ_{ij} are the components of a stress tensor, ε_{ij} are the components of a strain tensor, E_i are the components of an electric field vector, K_{ij} are the coefficients of thermal conductivity, C_{ijkl} are the elastic constants, ϕ is an electric potential function, γ_{ij} are thermal moduli, e_{ijk} , b_i are the piezoelectric constants, T is temperature increment, D_i are the components of electric displacement, u_i are the components of displacement vector, q_i are the components of heat flux vector, α_{ij} are the coefficients of linear thermal expansion, ρ is mass density, t is time, η is entropy density, T' is absolute temperature, p_{ik} are the dielectric constants, C_E is the specific heat at constant strain, d_i^* is pyroelectric constants, τ_o, τ_1 are thermal relaxation times and T_o is the reference temperature chosen such that $\left| \frac{(T' - T_o)}{T'} \right| \ll 1$. The use of symbol Δ makes the above equations possible for two different theories of generalized thermopiezoelectric materials. For the L - S theory $\tau_1 = 0, \Delta = 1$ and for G - L theory $\tau_1 > 0$ and $\Delta = 0$. The thermal relaxation times τ_o and τ_1 satisfy the inequality $\tau_1 \geq \tau_o \geq 0$ for G - L theory only.

3 TWO-DIMENSIONAL SOLUTION

The material is assumed to be transversely isotropic with z -axis as the poling direction. Making use of Eqs. (2) to (6) into Eq. (1), we obtain the following governing equations in x - z plane

$$C_{11}u_{1,11} + (C_{44} + C_{13})u_{3,13} + C_{44}u_{1,33} + (e_{15} + e_{31})\phi_{,13} - \gamma_1(T + \tau_1\dot{T}) = \rho[\ddot{u}_1 - \Omega^2u_1 + 2\Omega\dot{u}_3], \quad (7)$$

$$C_{44}u_{3,11} + (C_{44} + C_{31})u_{1,13} + C_{33}u_{3,33} + e_{15}\phi_{,11} + e_{33}\phi_{,33} - \gamma_3(T + \tau_1\dot{T})_{,3} = \rho[\ddot{u}_3 - \Omega^2u_3 - 2\Omega\dot{u}_1], \quad (8)$$

$$K_1T_{,11} + K_3T_{,33} - \rho C_E(\dot{T} + \tau_o\ddot{T}) = T_o[\gamma_1(\dot{u}_{1,1} + \tau_o\Delta\ddot{u}_{1,1}) + \gamma_3(\dot{u}_{3,3} + \tau_o\Delta\ddot{u}_{3,3}) - d_3^*(\dot{\phi}_{,3} + \tau_o\Delta\ddot{\phi}_{,3})], \quad (9)$$

$$e_{33}u_{3,33} + e_{15}u_{3,11} + (e_{31} + e_{15})u_{1,13} - p_{11}\phi_{,11} - p_{33}\phi_{,33} + d_3^*(T + \tau_1\dot{T})_{,3} = 0, \quad (10)$$

where

$$\begin{aligned} K_1 &= K_{11}, K_3 = K_{33}, \rho C_E = C T_o, \gamma_1 = \gamma_{11}, \gamma_3 = \gamma_{33}, e_{33} = e_{333}, e_{31} = e_{311}, e_{15} = e_{131} = e_{113}, \\ C_{11} &= C_{1111}, C_{13} = C_{1133}, C_{44} = C_{1313}, C_{31} = C_{3311}, C_{33} = C_{3333}, \gamma_1 = (C_{11} + C_{33})\alpha_1 + (C_{13} + e_{31})\alpha_3, \\ \gamma_3 &= 2C_{13}\alpha_1 + (C_{33} + e_{33})\alpha_3. \end{aligned}$$

Here α_1 and α_3 are coefficients of thermal expansion. The plane wave solution of Eqs. (7) to (10) are now sought in the following form

$$(u_1, u_3, \phi, T) = (Ad_1, Ad_3, kB, kC)e^{ik(xp_1 + zp_3 - vt)}, \quad (11)$$

where k is wave number, A, B, C are arbitrary constants and d_1, d_3 are components of unit displacement vector,

p_1 and p_3 are components of unit propagation vector. Making use of Eq. (11) into Eqs. (7) to (10) and after elimination of A, B and C, we obtain following cubic velocity equation

$$A_0 \zeta^3 + A_1 \zeta^2 + A_2 \zeta + A_3 = 0, \quad (12)$$

where $\zeta = \rho v^2$ and

$$\begin{aligned} A_0 &= \Omega_0^2 (D_4 \tau^* - L_5 \bar{d} p_3^2) + 4 \frac{\Omega^2}{\omega^2} (L_5 \bar{d} p_3^2 - D_4 \tau^*), \\ A_1 &= \Omega_0 (D_1 L_5 \bar{d} p_3^2 + D_5 L_4 \bar{d} p_3^2 + D_2 L_5 \bar{d} p_3^2 + L_2 L_3 p_1^2 p_3^2 \bar{d} - D_5^2 \tau^* - D_1 D_4 \tau^* - D_2 D_4 \tau^* + D_5 L_5 \bar{\gamma} p_3^2 \\ &\quad - D_4 L_4 \bar{\gamma} p_3^2 - L_2^2 \tau^* p_1^2 p_3^2 + L_2 L_5 p_1^2 p_3^2 - D_4 L_3 p_1^2) + 2t \frac{\Omega}{\omega} (D_4 L_4 - D_5 L_5) p_1 p_3 - D_4 D_6 \Omega_0^2 + 4 \frac{\Omega^2}{\omega^2} D_4 D_6, \\ A_2 &= \Omega_0 (D_1 D_4 D_6 + D_2 D_4 D_6 + D_5^2 D_6 + D_6 L_2^2 p_1^2 p_3^2) + D_1 D_2 D_4 \tau^* - D_1 D_2 L_5 \bar{d} p_3^2 + D_1 D_5^2 \tau^* \\ &\quad - D_1 D_5 L_4 \bar{d} p_3^2 - D_1 D_5 L_5 \bar{\gamma} p_3^2 + D_1 D_4 L_4 \bar{\gamma} p_3^2 - D_4 L_1^2 \tau^* p_1^2 p_3^2 + L_1^2 L_5 \bar{d} p_1^2 p_3^4 - D_5 L_1 L_2 \tau^* p_1^2 p_3^2 \\ &\quad + D_5 L_1 L_3 \bar{d} p_1^2 p_3^2 + L_1 L_2 L_5 \bar{\gamma} p_1^2 p_3^4 - D_4 L_1 L_3 p_1^2 p_3^2 \bar{\gamma} - D_5 L_1 L_2 \tau^* p_1^2 p_3^2 + L_1 L_2 L_4 \bar{d} p_1^2 p_3^4 \\ &\quad + D_2 L_2^2 \tau^* p_1^2 p_3^2 - D_2 L_3 L_2 \bar{d} p_1^2 p_3^2 + L_2^2 L_4 \bar{\gamma} p_1^2 p_3^4 - D_5 L_2 L_3 \bar{\gamma} p_1^2 p_3^2 + D_5 L_1 L_5 p_1^2 p_3^2 \\ &\quad - D_4 L_1 L_4 p_1^2 p_3^2 - D_2 L_2 L_5 p_1^2 p_3^2 + D_2 D_4 L_3 p_1^2 - D_5 L_2 L_4 p_1^2 p_3^2 + D_5^2 L_3 p_1^2, \\ A_3 &= -D_1 D_2 D_4 D_6 - D_1 D_5^2 D_6 + D_4 D_6 L_1^2 p_1^2 p_3^2 - D_2 D_6 L_2^2 p_1^2 p_3^2 + 2D_5 D_6 L_1 L_2 p_1^2 p_3^2. \end{aligned}$$

And

$$\begin{aligned} \Omega_0 &= 1 + \frac{\Omega^2}{\omega^2}, \\ D_1 &= C_{11} p_1^2 + C_{44} p_3^2, D_2 = C_{44} p_1^2 + C_{33} p_3^2, D_3 = K_1 p_1^2 + K_3 p_3^2, D_4 = p_{11} p_1^2 + p_{33} p_3^2 \\ D_5 &= e_{15} p_1^2 + e_{33} p_3^2, D_6 = \frac{D_3}{C_E}, L_1 = C_{44} + C_{13}, L_2 = e_{15} + e_{31}, L_3 = \varepsilon_1 \tau^*, L_4 = \varepsilon_1 \bar{\gamma} \tau, L_5 = \varepsilon_1 \bar{d} \bar{\tau}, \\ \bar{d} &= \frac{d_3^*}{\gamma_1}, \bar{\gamma} = \frac{\gamma_3}{\gamma_1}, \bar{\tau} = \tau \tau_m v_1^2, \tau_m = 1 - i \omega \tau_1, \varepsilon_1 = \frac{\gamma_1^2 T_o}{C_E \rho c_1^2}, c_1^2 = \frac{C_{11}}{\rho}, \tau^* = \tau_o + \frac{t}{\omega}, \tau = \tau_o \Delta + \left(\frac{t}{\omega} \right). \end{aligned}$$

Eq. (12) may be solved numerically by Cardan's method to obtain the three values of ζ . The real parts of these three values of ζ corresponds to the phase speeds V_1, V_2 and V_3 of three quasi plane waves, namely, quasi- P (qP), quasi-Thermal (qT) and quasi- SV (qSV) waves, respectively.

4 REFLECTION FROM A STRESS FREE SURFACE

We consider an incident plane wave (qP or qT or qSV) at the free surface of a rotating generalized thermo-piezoelectric solid half space with free surface along x -axis and z -axis pointing into the medium. Corresponding to an incident wave making θ_0 with normal, there will be three reflected waves as qP , qT and qSV waves making angles θ_1, θ_2 , and θ_3 with normal to the free surface as shown in Fig. 1. The appropriate displacement components, temperature change and electric potential for incident and reflected waves are given by

$$u_1^\alpha = A^{(\alpha)} d_1^{(\alpha)} e^{ik_\alpha (p_1^{(\alpha)} x + p_3^{(\alpha)} z - V_\alpha t)}, \quad (13)$$

$$u_3^{(\alpha)} = A^{(\alpha)} d_3^{(\alpha)} e^{ik_\alpha(p_1^{(\alpha)}x + p_3^{(\alpha)}z - V_\alpha t)}, \quad (14)$$

$$T^{(\alpha)} = F^{(\alpha)} A^{(\alpha)} e^{ik_\alpha(p_1^{(\alpha)}x + p_3^{(\alpha)}z - V_\alpha t)}, \quad (15)$$

$$\phi^{(\alpha)} = G^{(\alpha)} A^{(\alpha)} e^{ik_\alpha(p_1^{(\alpha)}x + p_3^{(\alpha)}z - V_\alpha t)}, \quad (16)$$

where $V_\alpha = \text{Re}(v_\alpha)$, $(\alpha=0, 1, 2, 3)$, $F^{(\alpha)}$ and $G^{(\alpha)}$ are given by

$$F^{(\alpha)} = \frac{[Q_1^{(\alpha)} - (e_{15} + e_{31})p_1^{(\alpha)}p_3^{(\alpha)}G^{(\alpha)}]}{\gamma_1 V_\alpha p_1^{(\alpha)} \left(\tau_1 + \frac{i}{\omega}\right)}, \quad G^{(\alpha)} = \frac{[\gamma_3 p_3^{(\alpha)} Q_1^{(\alpha)} - \gamma_1 p_1^{(\alpha)} Q_2^{(\alpha)}]}{\left[\gamma_3 (e_{15} + e_{31}) p_1^{(\alpha)} p_3^{(\alpha)^2} - \gamma_1 p_1^{(\alpha)} (e_{15} p_1^{(\alpha)^2} + e_{33} p_3^{(\alpha)^2})\right]},$$

And

$$\begin{aligned} Q_1^{(\alpha)} &= \rho V_\alpha^2 [\Omega_0 d_1^{(\alpha)} + 2i \frac{\Omega}{\omega} d_3^{(\alpha)}] - C_{11} p_1^{(\alpha)^2} d_1^{(\alpha)} - C_{44} p_3^{(\alpha)^2} d_1^{(\alpha)} - (C_{13} + C_{44}) p_1^{(\alpha)} p_3^{(\alpha)} d_3^{(\alpha)}, \\ Q_2^{(\alpha)} &= \rho V_\alpha^2 [\Omega_0 d_3^{(\alpha)} - 2i \frac{\Omega}{\omega} d_1^{(\alpha)}] - C_{44} p_1^{(\alpha)^2} d_3^{(\alpha)} - C_{33} p_3^{(\alpha)^2} d_3^{(\alpha)} - (C_{13} + C_{44}) p_1^{(\alpha)} p_3^{(\alpha)} d_1^{(\alpha)}, \\ p_1^{(\alpha)} &= \sin \theta_\alpha, d_1^{(\alpha)} = \cos \theta_\alpha, (\alpha=0, 1, 2, 3), p_3^{(0)} = -\cos \theta_0, d_1^{(0)} = \sin \theta_0, p_3^{(\beta)} = \cos \theta_\beta, d_3^{(\alpha)} = -\sin \theta_\beta, (\beta=1, 2, 3). \end{aligned}$$

The required boundary conditions at free surface $z = 0$ are

$$\sigma_{33}^{(\alpha)} = 0, \sigma_{31}^{(\alpha)} = 0, \frac{\partial T^{(\alpha)}}{\partial z} + h T^{(\alpha)} = 0 \quad (17)$$

$$\phi^{(\alpha)} = 0, \text{ (electrically shorted), } D_3^{(\alpha)} = 0, \text{ (charge free)} \quad (18)$$

where $h \rightarrow 0$ corresponds to thermally insulated surface, $h \rightarrow \infty$ corresponds to isothermal surface and

$$\begin{aligned} \sigma_{33}^{(\alpha)} &= C_{31} u_{1,1}^{(\alpha)} + C_{33} u_{3,3}^{(\alpha)} + e_{33} \phi_{,3}^{(\alpha)} - \gamma_3 (T^{(\alpha)} + \tau_1 \dot{T}^{(\alpha)}), \quad \sigma_{31}^{(\alpha)} = C_{44} (u_{1,3}^{(\alpha)} + u_{3,1}^{(\alpha)}) + e_{15} \phi_{,1}^{(\alpha)}, \\ D_3^{(\alpha)} &= e_{31} u_{1,1}^{(\alpha)} + e_{33} u_{3,3}^{(\alpha)} - p_{33} \phi_{,3}^{(\alpha)} + d_3 (T^{(\alpha)} + \tau_1 \dot{T}^{(\alpha)}). \end{aligned}$$

The displacement components, temperature change and electric potential given by Eqs. (13) to (16) satisfy the boundary conditions (17) and (18) with following Snell's law

$$k_o p_1^{(0)} = k_1 p_1^{(1)} = k_2 p_1^{(2)} = k_3 p_1^{(3)} \equiv k, \quad k_o V_o = k_1 V_1 = k_2 V_2 = k_3 V_3 \equiv \omega. \quad (19)$$

And the reflection coefficients of reflected qP , qT and qSV waves for thermally insulated case are obtained in explicit form as:

$$\frac{A^{(1)}}{A^{(0)}} = \frac{\Delta_1}{\Delta}, \quad \frac{A^{(2)}}{A^{(0)}} = \frac{\Delta_2}{\Delta}, \quad \frac{A^{(3)}}{A^{(0)}} = \frac{\Delta_3}{\Delta}, \quad (20)$$

where

$$\Delta = \begin{vmatrix} a_{10} & a_{20} & a_{30} \\ b_{10} & b_{20} & b_{30} \\ c_{10} & c_{20} & c_{30} \end{vmatrix}, \Delta_1 = \begin{vmatrix} -1 & a_{20} & a_{30} \\ -1 & b_{20} & b_{30} \\ -1 & c_{20} & c_{30} \end{vmatrix}, \Delta_2 = \begin{vmatrix} a_{10} & -1 & a_{30} \\ b_{10} & -1 & b_{30} \\ c_{10} & -1 & c_{30} \end{vmatrix}, \Delta_3 = \begin{vmatrix} a_{10} & a_{20} & -1 \\ b_{10} & b_{20} & -1 \\ c_{10} & c_{20} & -1 \end{vmatrix},$$

$$a_{k0} = \frac{a^{(k)}}{a^{(0)}}, b_{k0} = \frac{b^{(k)}}{b^{(0)}}, c_{k0} = \frac{c^{(k)}}{c^{(0)}}, (k = 1, 2, 3),$$

$$a^{(\alpha)} = [C_{31}p_1^{(\alpha)}d_1^{(\alpha)} + C_{33}p_3^{(\alpha)}d_3^{(\alpha)} + e_{33}G^{(\alpha)}p_3^{(\alpha)} + \gamma_3 \left(\tau_1 + \frac{i}{\omega} \right) v_{\alpha} F^{(\alpha)}] k_{\alpha}, (\alpha=0, 1, 2, 3)$$

$$b^{(\alpha)} = [C_{44}(p_3^{(\alpha)}d_1^{(\alpha)} + p_1^{(\alpha)}d_3^{(\alpha)}) + e_{15}G^{(\alpha)}] k_{\alpha}, (\alpha=0, 1, 2, 3), c^{(\alpha)} = k_{\alpha} p_3^{(\alpha)} F^{(\alpha)}, (\alpha=0, 1, 2, 3).$$

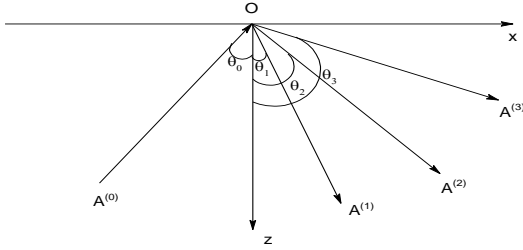


Fig.1
Geometry of the problem showing incident and reflected waves.

5 NUMERICAL RESULTS AND DISCUSSION

Following material parameters are used for numerical computations of speeds of plane waves and reflection coefficients of various reflected waves:

Material Constants	LiNbO ₃ ($T_0 = 298\text{ K}$) (Weis and Gaylord [42])	BaTiO ₃ ($T_0 = 293\text{ K}$) (Dunn [12])
ρ (kg m^{-3})	4.647×10^3	4.2×10^3
C_{11} (N m^{-2})	2.03×10^{11}	1.50×10^{11}
C_{33} (N m^{-2})	2.424×10^{11}	1.46×10^{11}
C_{44} (N m^{-2})	0.595×10^{11}	0.44×10^{11}
C_{13} (N m^{-2})	0.752×10^{11}	0.66×10^{11}
e_{31} (C m^{-2})	0.23	-4.35
e_{33} (C m^{-2})	1.33	17.5
e_{15} (C m^{-2})	3.7	11.4
p_{11} ($\text{C N}^{-1}\text{m}^{-2}$)	85.2	$1115 \times 8.85 \times 10^{-12}$
p_{33} ($\text{C N}^{-1}\text{m}^{-2}$)	28.7	$1260 \times 8.85 \times 10^{-12}$
C_E ($\text{J kg}^{-1}\text{K}^{-1}$)	0.633	0.188
K_1 ($\text{W m}^{-1}\text{K}^{-1}$)	4.0	1.0
K_3 ($\text{W m}^{-1}\text{K}^{-1}$)	4.5	1.5
d_3^* ($\text{N C}^{-1}\text{K}^{-1}$)	0.133×10^5	0.133×10^5

The cubic Eq. (12) is solved numerically for a range of angle of propagation varying from 0° to 90° . The phase speeds of qP , qT and qSV waves are computed for LiNbO₃. The speeds of these waves are plotted in Fig. 2 (a-c) against the angle of propagation when $\frac{\Omega}{\omega} = 5, 10, 15$ and $\tau_0 = \tau_1 = 0.5 \times 10^{-9}\text{ s}$. The speed of qP wave is $0.15689 \times 10^4\text{ m.s}^{-1}$ at $\theta_0 = 0^\circ$. It decreases with an increase in angle of propagation and attains a value $0.14435 \times 10^4\text{ m.s}^{-1}$ at $\theta_0 = 89^\circ$. The speed of qT wave is $0.36557\text{e-}04 \times 10^4\text{ m.s}^{-1}$ at $\theta_0 = 0^\circ$. Initially, it oscillates with an increase in angle of propagation and then increases very sharply to a value $0.23902\text{e-}02 \times 10^4\text{ m.s}^{-1}$ at $\theta_0 = 89^\circ$. The speed of qSV wave is $0.06864 \times 10^4\text{ m.s}^{-1}$ at $\theta_0 = 0^\circ$. It increases to its maximum value $0.07512 \times 10^4\text{ m.s}^{-1}$ at $\theta_0 = 46^\circ$ and

then decreases to a minimum value $0.06827 \times 10^4 \text{ m.s}^{-1}$ at $\theta_0 = 89^\circ$. These variations are shown by solid curves in Fig.2 (a-c). Comparing solid curves with the dashed curves, it is observed that the speeds of qP and qSV waves decreases with the increase in rotation rate. The phase speeds of qP , qT and qSV waves are also computed and plotted in Fig. 3(a-c) for BaTiO_3 . For $\frac{\Omega}{\omega} = 5$ (solid curves in Figs. 2 and 3), the qP and qSV waves are observed faster in BaTiO_3 than as in LiNbO_3 . However, the qT wave propagate slower in BaTiO_3 than as in LiNbO_3 .

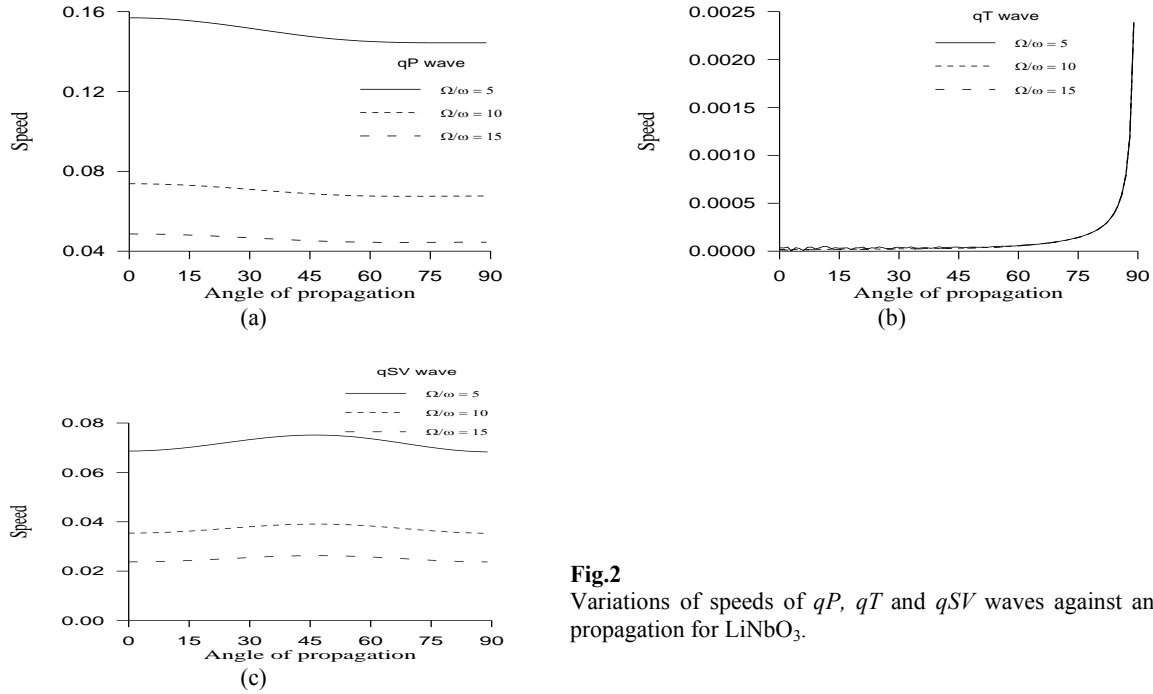


Fig.2 Variations of speeds of qP , qT and qSV waves against angle of propagation for LiNbO_3 .

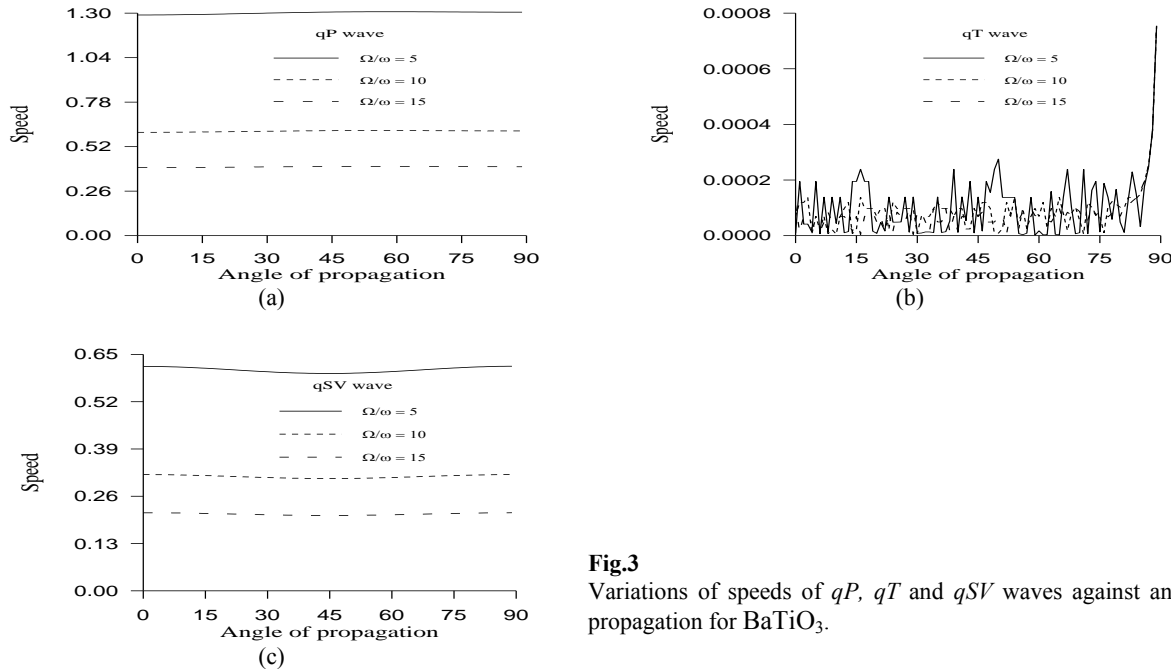


Fig.3 Variations of speeds of qP , qT and qSV waves against angle of propagation for BaTiO_3 .

Numerical simulations of reflection coefficients are restricted for an incident qP wave on a thermally insulated stress free surface of BaTiO_3 . With the help of Eq.(20), the reflection coefficients of reflected qP , qT and qSV waves are obtained numerically against the angle of incidence of qP wave when $\frac{\Omega}{\omega} = 5, 10, 15$ and. The reflection coefficient of reflected qP wave is 0.9997 at $\theta_0 = 1^\circ$ and it decreases to its minimum value 0.6110 at $\theta_0 = 46^\circ$. Thereafter, it increases to a value 0.9891 at $\theta_0 = 89^\circ$. The reflection coefficient of reflected qT wave is 0.27323e-12 at $\theta_0 = 1^\circ$. It oscillates with the increase in angle of incidence. The reflection coefficient of reflected qSV wave is 0.1253 at $\theta_0 = 1^\circ$ and it increases to its maximum value 1.2186 at $\theta_0 = 37^\circ$. Thereafter, it decreases to value 0.0504 at $\theta_0 = 89^\circ$. These variations are shown by solid curves in Fig. 4 (a-c). Comparing solid curves with the dashed curves in Fig. 4 (a-c), it is observed that the reflection coefficients of reflected qP wave decrease with an increase in rotation rate, whereas the reflection coefficients of reflected qSV wave increase. The reflection coefficients of reflected qT also change with the change in rotation rate.

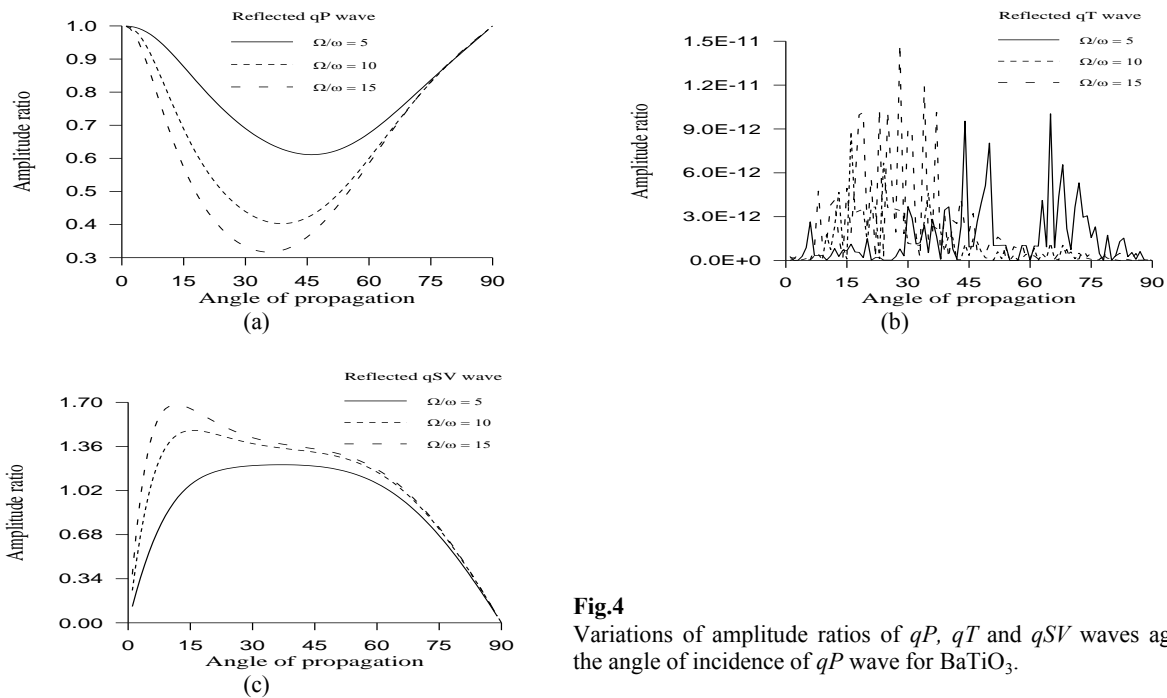


Fig.4 Variations of amplitude ratios of qP , qT and qSV waves against the angle of incidence of qP wave for BaTiO_3 .

6 CONCLUSIONS

From theory and numerical results, the following points are concluded:

- (i) Plane wave solution of governing equations of a rotating generalized thermo-piezoelectric medium results into a cubic velocity Eq. (12) with complex coefficients. The roots of this cubic equation suggests the propagation of three coupled plane waves namely qP , qT and qSV waves in a rotating generalized thermo-piezoelectric medium.
- (ii) The expressions for reflection coefficients of reflected qP , qT and qSV waves are obtained in explicit form.
- (iii) The speeds of qP , qT and qSV waves are computed numerically for LiNbO_3 and BaTiO_3 at different values of rotation rate. For $\frac{\Omega}{\omega} = 5$, the qP and qSV waves are observed faster in BaTiO_3 than as in LiNbO_3 . However, the qT wave propagate slower in BaTiO_3 than as in LiNbO_3 . The effects of angle of propagation

as well as rotation rate are observed significantly on the speeds of plane waves. The nature of dependence of the speeds of qP , qT and qSV waves on the angle of propagation is different in LiNbO_3 and BaTiO_3 .

- (iv) The reflection coefficients of reflected qP , qT and qSV are also computed for BaTiO_3 for an incident qP wave. The effects of rotation at each angle of incidence are observed on the reflection coefficients of all reflected waves.

The present theoretical derivations and numerical simulations may be of use for further investigation on characteristics of waves in thermo-piezoelectric materials.

REFERENCES

- [1] Abd-alla A.N., Alsheikh F.A., 2009, Reflection and refraction of plane quasi longitudinal waves at an interface of two piezoelectric media under initial stresses, *Archive of Applied Mechanics* **79**(9): 843-857.
- [2] Abd-alla A.N., Hamdan A.M., Giorgio I., Vescova D.D., 2014, The mathematical model of reflection and refraction of longitudinal waves in thermo-piezoelectric materials, *Archive of Applied Mechanics* **84**(9): 1229-1248.
- [3] Alshits V.I., Lothe J., Lyubimov V.N., 1984, The phase shift for reflection of elastic waves in hexagonal piezoelectric crystals, *Wave Motion* **6**: 259-264.
- [4] Alshits V.I., Shuvalov A.L., 1995, Resonance reflection and transmission of shear elastic waves in multilayered piezoelectric structures, *Journal of Applied Physics* **77**(6): 2659-2665.
- [5] Auld B.A., 1981, Wave propagation and resonance in piezoelectric materials, *Journal of Acoustical Society of America* **70**(6): 1577-1585.
- [6] Burkov S.I., Sorokin B.P., Aleksandrov K.S., Karpovich A.A., 2009, Reflection and refraction of bulk acoustic waves in piezo electrics under uniaxial stress, *Acoustical Physics* **55**(2): 178-185.
- [7] Cady W.G., 1946, *Piezoelectricity*, McGraw-Hill, New York.
- [8] Chandrasekharai D.S., 1984, A temperature rate dependent theory of piezoelectricity, *Journal of Thermal Stresses* **7**: 293-306.
- [9] Chen J.Y., Chen H.L., Pan E., 2008, Reflection and transmission coefficients of plane waves in magneto-electro-elastic layered structures, *Journal of Vibration and Acoustics* **130**: 031002.
- [10] Clezio E.L., Shuvalov A., 2004, Transmission of acoustic waves through piezoelectric plates: Modeling and Experiment, *IEEE Ultrasonics Symposium* **1**: 553-556.
- [11] Darinskii A.N., Clezio E.L., Feuillard G., 2008, The role of electromagnetic waves in the reflection of acoustic waves in piezoelectric crystals, *Wave Motion* **45**(1): 428-444.
- [12] Dunn M. L., 1993, Micromechanics of coupled electro-elastic composites: effective thermal expansion and pyroelectric coefficients, *Journal of Applied Physics* **73**: 5131-5140.
- [13] Eringen A.C., Maugin G.A., 1990, *Electrodynamics of Continua: I Foundations and Solid Media*, Springer Verlag, New York.
- [14] Every A.G., Neiman V.I., 1992, Reflection of electroacoustic waves in piezoelectric solids: Mode conversion into four bulk waves, *Journal of Applied Physics* **71**(12): 6018-6024.
- [15] Green A.E., Lindsay K.A., 1972, Thermoelasticity, *Journal of Elasticity* **2**: 1-7.
- [16] Ikeda T., 1996, *Fundamentals of Piezoelectricity*, Oxford Science Publications, Oxford University Press.
- [17] Kuang Z.B., Yuan X.G., 2011, Reflection and transmission of waves in pyroelectric and piezoelectric materials, *Journal of Sound and Vibration* **330**(6): 1111-1120.
- [18] Kaung Z. B., 2013, *Theory of Electroelasticity*, Springer.
- [19] Lord H., Shulman Y., 1967, A generalised dynamical theory of thermoelasticity, *Journal of Mechanics and Physics of the Solids* **15**: 299-309.
- [20] Lothe J., Barnett D.M., 1976, Integral formalism for surface waves in piezoelectric crystals: Existence considerations, *Journal of Applied Physics* **47**: 1799-1807.
- [21] Maugin G.A., 1988, *Continuum Mechanics of Electromagnetic Solids*, Elsevier Science Publishers, Amsterdam, New York, Oxford.
- [22] Mindlin R.D., 1972, High frequency vibrations of piezoelectric crystal plates, *International Journal of Solids and Structures* **8**(7): 895-906.
- [23] Mindlin R.D., 1974, Equations of high frequency vibrations of thermo-piezoelectric crystal plates, *International Journal of Solids and Structures* **10**(6): 625-637.
- [24] Nayfeh A.H., Chien H.T., 1992, The influence of piezoelectricity on free and reflected waves from fluid loaded anisotropic plates, *Journal of Acoustical Society of America* **91**(3): 1250 -1261.
- [25] Noorbehesht B., Wade G., 1980, Reflection and transmission of plane elastic waves at the boundary between piezoelectric materials and water, *Journal of Acoustical Society of America* **67**(6): 1947-1953.
- [26] Nowacki W., 1978, Some general theorems of thermo-piezo-electricity, *Journal of Thermal Stresses* **1**: 171-182.

- [27] Pal A.K., 1979, Surface wave in a thermo-piezoelectric medium of monoclinic symmetry, *Czechoslovak Journal of physics* **29**: 1271-1281.
- [28] Pang Y., Wang Y.S., Liu J.X., Fang D.N., 2008, Reflection and refraction of plane waves at the interface between piezoelectric and piezo magnetic media, *International Journal of Engineering Science* **46**(11): 1098-1110.
- [29] Parton V.Z., Kudryavtsev B.A., 1988, *Electromagnetoelasticity: Piezo electrics and Electrically conductive Solids*, Gordon and Beach, New York.
- [30] Ponnusamy P., 2016, Elastic waves in generalized thermo-piezoelectric transversely isotropic circular bar immersed in fluid, *Advances in Applied Mathematics and Mechanics* **8**(1): 82-103.
- [31] Rosenbaum J.F., 1988, *Bulk Acoustic Wave Theory and Devices*, Artech House, Boston.
- [32] Schoenberg M., Censor D., 1973, Elastic waves in rotating media, *Quarterly of Applied Mathematics* **31**: 115-125.
- [33] Sharma J.N., Kumar M., 2000, Plane harmonic waves in piezothermoelastic materials, *Indian Journal of Engineering and Material Sciences* **7**: 434-442.
- [34] Sharma J.N., Walia V., 2007, Effect of rotation on Rayleigh waves in piezothermoelastic half-space, *International Journal of Solids and Structures* **44**: 1060-1072.
- [35] Shuvalov A.L., Clezio E.L., 2010, Low-frequency dispersion of fundamental waves in anisotropic piezoelectric plates, *International Journal of Solids and Structures* **47**: 3377-3388.
- [36] Singh B., 2005, On the theory of generalized thermoelasticity for piezoelectric materials, *Applied Mathematics and Computation* **171**: 398-405.
- [37] Singh B., 2010, Wave propagation in a pre-stressed piezoelectric half-space, *Acta Mechanica* **211**: 337-344.
- [38] Singh B., 2013, Propagation of shear waves in a piezoelectric medium, *Mechanics of Advanced Materials and Structures* **20**: 434-440.
- [39] Tiersten H.F., 1969, *Linear Piezoelectric Plate Vibrations*, Plenum, New York.
- [40] Toupin R.A., 1956, The elastic dielectric, *Archive for Rational Mechanics and Analysis* **5**: 849-915.
- [41] Voigt W., 1910, *Lehrbuch der Krystallphysik, Mathematischen Wissenschaften*, band XXXIV, Leipzig und Berlin, B.G. Teubner.
- [42] Weis R.S., Gaylord T.K., 1985, Summary of physical properties and crystal structure, *Applied Physics A* **37**: 191-203.
- [43] Yang J., 2005, *An Introduction to the Theory of Piezoelectricity*, Springer, New York.
- [44] Zhang Q.M., Geng X., Yuan J., 1996, Reflection of plane waves at medium composite interfaces and input acoustic impedance of laminated piezo ceramic polymer composites, *Journal of Applied Physics* **80**(9): 5503-5505.